













Lighting Fixtures	Light Source	Lumens	OVERHEAD SERVICE		UNDERGROUND SERVICE										Each Additional Fixture on Pole		
			Existing Distribution Pole - Base Charge	25' 30' 35' Wood Pole	25' 30' 35' Wood Pole	25' 30' 35' Fiberglass Pole/Metal Pole**	30' Decorative Square Metal Pole (Black or Bronze)	35' Round Tapered Decorative Metal Pole (Bronze)	27' Round Concrete (Black)	16' Fiberglass Post (Black)	12' Smooth Concrete Post (Black)	16' Smooth Concrete Post (Black)	13' Fluted Concrete Post (Black)	12' Decorative Aluminum Post (Black)			
 Flood	Metal Halide	9,000	\$13.02	\$15.27	\$15.27	\$18.22	\$26.12	\$41.60								\$13.02	
		20,000	\$18.53	\$20.78	\$20.78	\$23.73	\$31.63	\$47.11									\$18.53
		33,000	\$23.64	\$26.89	\$26.89	\$28.84	\$36.74	\$52.22									\$23.64
		40000+	\$24.64	\$26.89	\$26.89	\$29.84	\$37.74	\$53.22									\$24.64
	High Pressure Sodium	110,000	\$47.31	\$49.56	\$49.56	\$52.51	\$60.41	\$75.89									\$47.31
		9,500	\$10.50	\$12.75	\$12.75	\$15.70	\$23.60	\$39.08									\$10.50
		28,500	\$16.70	\$18.95	\$18.95	\$21.90	\$29.80	\$45.28									\$16.70
		50,000	\$23.56	\$25.81	\$25.81	\$28.76	\$36.66	\$52.14									\$23.56
 Cut-Off Enclosed	Metal Halide	20,000	\$18.53	\$20.78	\$20.78	\$23.73										\$18.53	
		33,000	\$23.64	\$25.89	\$25.89	\$28.84										\$23.64	
		40000+	\$24.64	\$26.89	\$26.89	\$29.84										\$24.64	
		5,800	\$6.65	\$8.90	\$8.90	\$11.85											\$6.65
	High Pressure Sodium	9,500	\$10.50	\$12.75	\$12.75	\$15.70											\$10.50
		16,000	\$12.58	\$14.83	\$14.83	\$17.78											\$12.58
		28,500	\$16.70	\$18.95	\$18.95	\$21.90											\$16.70
		50,000	\$21.01	\$23.26	\$23.26	\$26.21											\$21.01
 Black Decorative Cutoff Enclosed (Special Order)	High Pressure Sodium	20,000				\$34.16										\$18.53	
		9,500				\$24.43										\$10.50	
		16,000				\$28.23											\$12.58
		28,500				\$32.24											\$16.70
 Semi-Enclosed*	High Pressure Sodium	5,800	\$6.65	\$8.90	\$8.90	\$11.85										\$6.65	
		9,500	\$10.50	\$12.75	\$12.75	\$15.70										\$10.50	
 NightCap	High Pressure Sodium	5,800	\$7.91	\$10.16	\$10.16	\$13.11										\$7.91	
		9,500	\$11.76	\$14.01	\$14.01	\$16.96										\$11.76	
 Shoebox	Metal Halide	20,000					\$31.63	\$47.11								\$18.53	
		33,000						\$36.74	\$52.22							\$23.64	
		40000+						\$37.74	\$53.22								\$24.64
		110,000						\$60.41	\$75.89								\$47.31
	High Pressure Sodium	28,500						\$29.80	\$45.28								\$16.70
		50,000						\$34.11	\$49.59								\$21.01
 Cube***	Metal Halide	110,000					\$60.41	\$75.89								\$47.31	
 Teardrop**** (Special Order)	High Pressure Sodium	28,500								\$55.49						\$33.05	
	Metal Halide	20,000								\$55.49						\$33.05	
 Sanibel	High Pressure Sodium	9,500									\$33.48	\$34.56				\$16.97	
	Metal Halide	9,000									\$38.97	\$40.05				\$22.46	
 Post Top Style "A"	High Pressure Sodium	9,500								\$15.70	\$22.87	\$23.96	\$27.25	\$28.50			
	Metal Halide	9,000								\$18.22	\$25.39	\$26.48	\$29.77	\$31.02			
 Post Top Style "S"	High Pressure Sodium	9,500								\$15.70	\$22.87	\$23.96	\$27.25	\$28.50			
	Metal Halide	9,000								\$18.22	\$25.39	\$26.48	\$29.77	\$31.02			
 Post Top Style "M"	High Pressure Sodium	9,500								\$15.70	\$22.87	\$23.96	\$27.25	\$28.50			
	Metal Halide	9,000								\$18.22	\$25.39	\$26.48	\$29.77	\$31.02			

\* Check Ordinance Restrictions  
 \*\* Where Engineering Specifications Allow for a Metal Pole.  
 \*\*\* Pricing is for one cube fixture on a pole.  
 \*\*\*\* Additional upfront costs are applicable for existing approved poles that are painted black. Also these poles will be billed monthly at the special metal pole rate.  
 + 40,000 lumen not available for new installations unless available in inventory.

**Note:**  
 • Progress Energy may require a security deposit before completing your application for lighting service.  
 • Some fixtures may not be available due to local municipal lighting ordinances.

**Contract Period** (The initial Contract Period for lighting units shall be one of the following):

- 1 Year, if light is mounted on existing distribution pole.
  - 3 Years, if new pole is required and electric lines are overhead
  - 5 Years, if new pole is required and electric lines are underground
  - 10 Years, for service utilizing fixtures, poles and posts determined by Company as Special Order nonstandard
  - 20 Years, for service utilizing fixtures, poles and posts determined by Company as Custom Design nonstandard
- Removals or disconnects with unexpired contract period are subject to termination charge of 40% of remaining payments.**

For additional information, see the Area Light Service Schedule ALS-13.